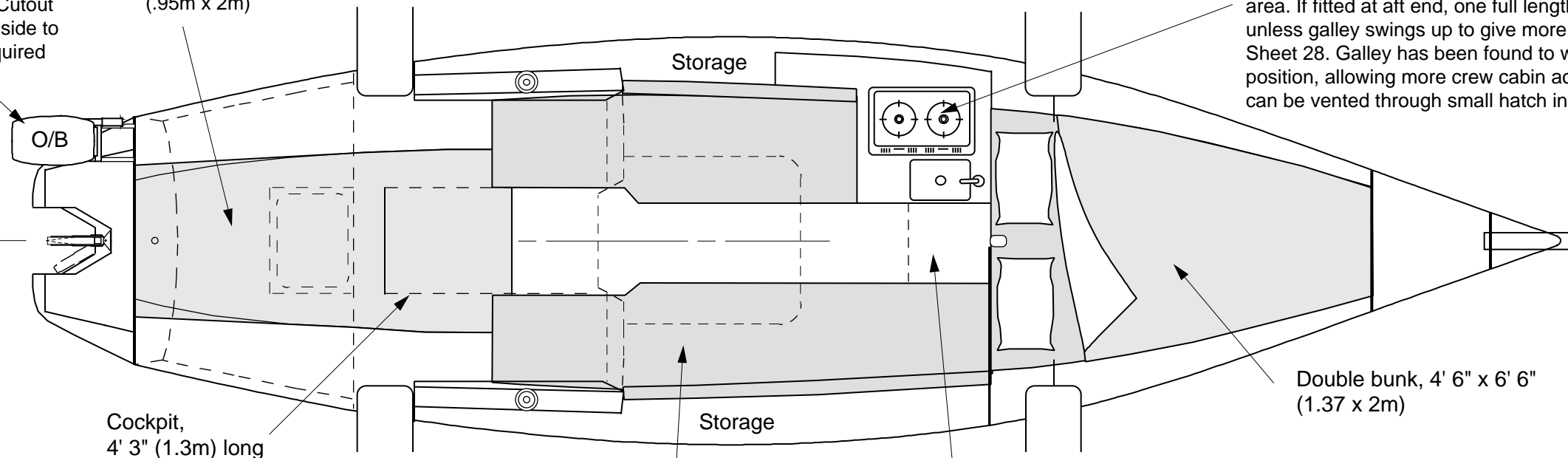


Outboard mounted on lift up bracket. Cutout in transom/hull side to clear leg as required

Aft bunk 3' 2" x 6' 6" (.95m x 2m)

Galley - position is optional and can be anywhere in cabin area. If fitted at aft end, one full length bunk may be lost, unless galley swings up to give more room as shown on Sheet 28. Galley has been found to work very well in forward position, allowing more crew cabin access when in use, and it can be vented through small hatch in deck above

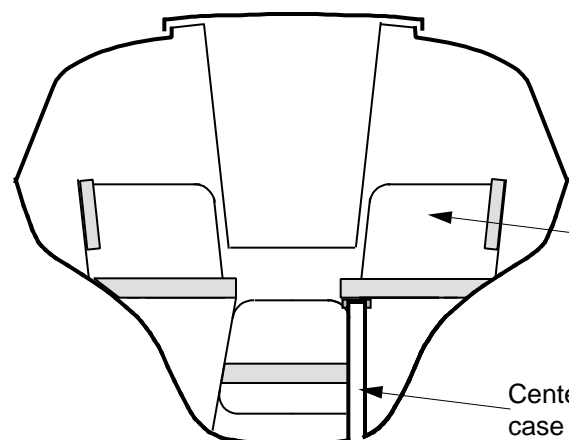


HEAD

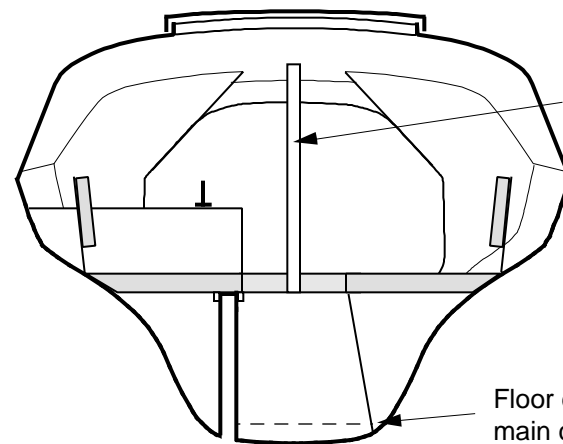
It is difficult to find sufficient room for a true separate head area in all boats this size, and many elaborate built in head systems have been found to be impractical. A fixed head can be located aft of the forward bunk, however, this can be difficult to use while overnighting as the only real solution for privacy is to clear the cabin.

Experienced cruisers have found the best practical solution to be a Porta Potti, either aft of the forward bunk, or slid aft under the cockpit. It can then be moved outside to the aft swim step after dark. A temporary canopy from aft mast support can give privacy if necessary.

Width of berths is given at shoulder level.



Cabin mid-section, Looking aft

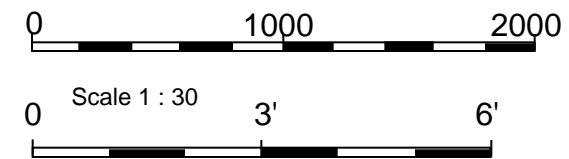
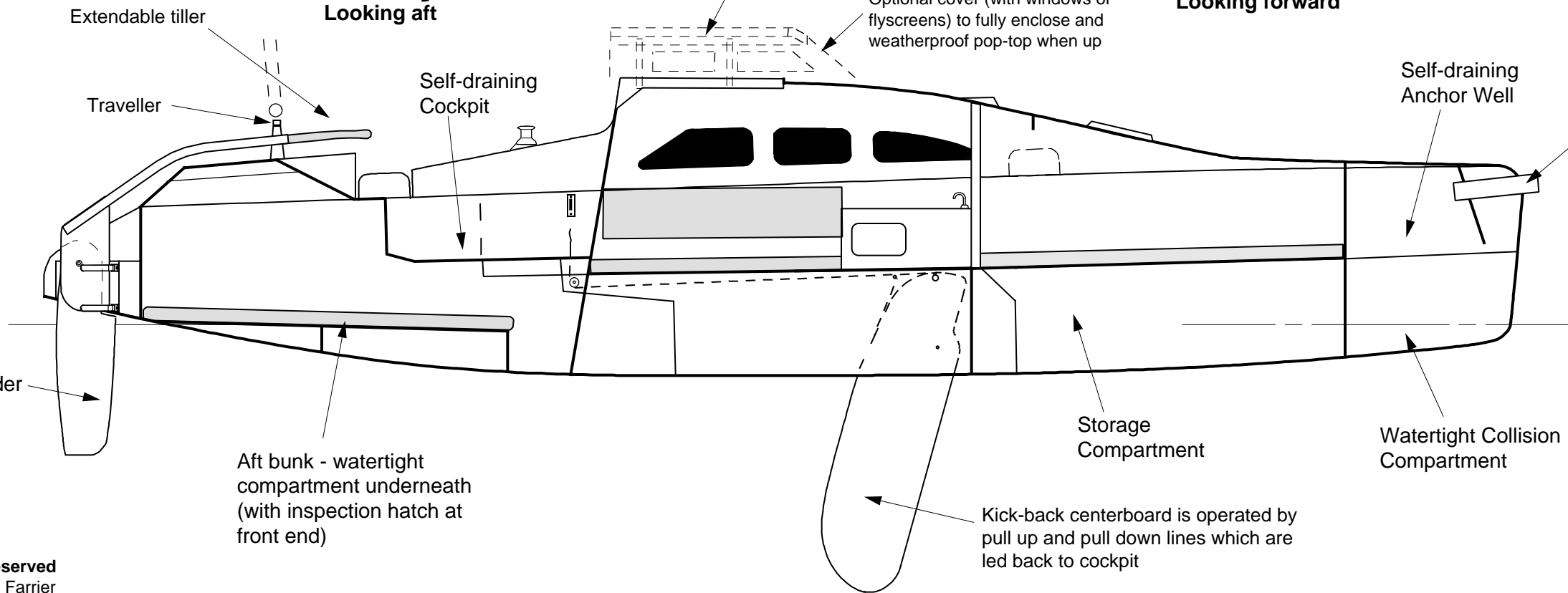


Cabin mid-section, Looking forward

The interior layout shown is a general guideline only, and can be varied by individual owners to suit personal taste. Items that cannot be changed are designated structural bulkheads, and horizontal panels taking folding strut loads

Pop-top for 1.9m (6' 3") standing headroom when up, 1.64m (5' 6" when down).

Optional cover (with windows or flyscreens) to fully enclose and weatherproof pop-top when up



Revised: August 1, 2001

F-82R Sheet 58
AFT CABIN INTERIOR
(with Centerboard Case)

An Ian Farrier Design